

BETAGUM P – BETAGUM P MINERAL

-15°C



THE PRODUCT

BETAGUM P is an elastomeric type membrane, obtained from distilled bitumen modified with elastomeric (SBS).

BETAGUM P is reinforced with a “non woven” polyester composite fabric, stabilized with a fiberglass mat. **Mineral** versions differ only by having a surface finish of slate chips.

USES

BETAGUM P waterproofing membrane and cap sheet for use in applications on various roof types, whether they are insulated or not, especially those subjected to high levels of stress such as tensile structures or metal profile decks. Ideal also for use in cold climate

BETAGUM P MINERAL waterproofing membrane and finish/top sheet for use in multi-layer applications on various roof types, whether they are insulated or not especially those which are subject to high levels of stress such as tensile structures or metal profile decks, and for use in cold climates.

FINISHES

Upper surface

BETAGUM P membrane is available with sand, to ensure that the rolls unwind correctly. **BETAGUM P MINERAL** membranes are covered by natural grey slate chips. A 8 cm wide strip is left free mineral chips to form overlap joint. This area, as in underside of the membrane, is protected by the application of polyethylene torch off heat sensitive film.

Lower surface

BETAGUM P has a polyethylene heat sensitive torch off film which prevents the rolls sticking together, allowing the gases to escape, besides giving a nice looking finish to the rolls.

PACKAGING

The rolls are generally 1 m wide and 10 m long. The upper tape indicates the product brand name and the lower tape the weight or thickness of the product. The rolls are supplied on wooden pallets and are held in place by a protective heat shrunk polythene covering. Each pallet has two Quality Control Tickets which enable an easy identification of the product and the retrieval of its technical characteristics when needed.

TOOL REQUIREMENTS

For the correct installation of **BETAGUM P** type membranes, all that is required is a propane gas roofing torch with a gas bottle, reduction valve and at least 10 m of approved type hose, a round nosed trowel or spatula, a utility knife, and a pair of gloves.

INSTALLATION

The surface where the membrane has to be installed must be smooth , clean , dry and treated, if required, with primer coating (for example if the material has to be fully bonded) , to enhance the adhesion of the membrane to the substrate . The membrane rolls will be unrolled and laid out on the dry primer coating, then aligned before being rolled up again. The membrane is then slowly unrolled while the lower surface is heated using the propane gas roofing torch until the polyethylene torch off heat sensitive film melts and the bituminous compound starts melting . Side laps must be at least 80 mm and head laps 150 mm. After performing the overlap, the joint (while still hot) must be pressed, using a round nosed trowel, to ensure its good seal, and to level the molten bituminous compound that seeps from a correctly executed joint. The hot surface of the membrane should not be scraped using the trowel to avoid the exposure of the reinforcement.

BETAGUM P					
Thickness mm	Weight Kg/ m ²	Lenght m	Width m	Rolls x plt	m ² x plt
/	4	10	1	25	250
3	/	10	1	23	250
4	/	10	1	20	200

BETAGUM P MINERAL					
Thickness mm	Weight Kg/ m ²	Lenght m	Width m	Rolls x plt	m ² x plt
/	4,5	10	1	20	200

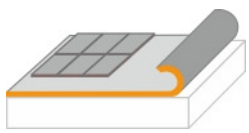
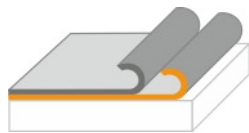
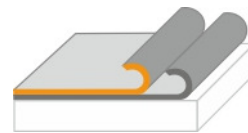

BETAGUM P – BETAGUM P MINERAL

-15°C

Characteristics	Norms	U.M.	Test results		Tolerance
			BETAGUM P	BETAGUM P MINERAL	
Norms	/	/	EN 13707	EN 13707	/
Carrier type	/	/	Polyester	Polyester	/
Compound	/	/	BPE - Elastomeric bitumen	BPE - Elastomeric bitumen	/
Upper surfacing	/	/	Sand/Film PP	Slate chips	/
Lower surfacing	/	/	Film PP	Film PP	/
Type of application	/	/	SS-F-SP	SF	/
Method of application	/	/	Torch	Torch	/
Visible defects	EN 1850-1	-	Pass	Pass	/
Length	EN 1848-1	m	≥ 10 m -1%	≥ 10 m -1%	/
Width	EN 1848-1	m	≥ 1 m -1%	≥ 1 m -1%	/
Straightness	EN 1848-1	-	Pass	Pass	/
Mass per unit area	EN 1849-1	kg/m ²	3 - 4	4,5	± 10%
Thickness	EN 1849-1	mm	4	/	± 0,2 mm
Watertightness (metodo B)	EN 1928	-	Pass	Pass	/
External fire performance	EN 13501-5	-	F roof	F roof	/
Reaction to fire	EN 13501-1	-	EUROCLASS F	EUROCLASS F	/
Shear resistance of joint	EN 12317-1	N/50 mm			
- heat lap			350	350	- 20%
- side lap			250	250	- 20%
Tensile properties	EN 12311-1	N/50 mm			
-maximum longitudinal tensile strength			400	400	- 20%
-maximum transversal tensile strength		300	300	- 20%	
- longitudinal elongation		%	35	35	- 15 pp
- transversal elongation	%	35	35	- 15 pp	
Resistance to impact	EN 12691	mm	700	700	/
Resistance to static loading	EN 12730	kg	10	10	/
Resistance to tearing (nail shank)	EN 12310-1	N			
- longitudinal			150	150	-30%
- transversal			150	150	
Dimensional stability	EN 1107-1	%	≤ 0,3	≤ 0,3	/
Flexibility at low temperature	EN 1109	°C	- 15	- 15	/
Flow resistance at elevated temperature	EN 1110	°C	85	85	/
Artificial ageing by long term exposure to elevated temperature	EN 1296 + EN 1109	°C	- 10	- 10	+ 15°C
Water vapour transmission properties	/	-	μ = 20.000	μ = 20.000	/

REV 01/16

TYPE APPLICATION – CE MARK

			
SP – Under heavy protection EN 13707	SS – Underlayer EN 13707	SF – Top layer EN 13707	F – Foundation EN 13969

TECHNONICOL ITALIA srl reserves the right to modify the technical data in this specification sheet, which is based on current production without prior warning.

All indications in this specification sheet are based upon our experience and current working practices.

TECHNONICOL ITALIA s.r.l.

Via Galoppat, 134 – 33087
Pasiano di Pordenone (PN), Italia
P.IVA 01745250934 - REA PN - 101202
Tel.: 0434-614611, Fax: 0434-628178
www.technicol.it, info@technicol.it